

Screwdriving technology

Automation

Air motors

Air tools



Straight Drills

- ergonomic
- optimum power-to-weight ratio
- simple operation
- high variability, customer-specific solutions

Our line of drills are especially robust air tools for the drilling of different materials. These drills are used for the construction in the aviation- and automotive industry, as well as for the machine building industry. Our straight drills are best used in hard-to-reach areas and for vertical applications.

The drill Model DS 012-005PC is well suited for deburring of holes up to 15-mm diameter, when used with commonly available burrs (90°).



DS 012-005PC



DS 020-200BXC



DS 029-170SXPB10



Small, ergonomic drills for industrial applications - especially for vertical drill operations

Ergonomic

The low-vibration operation, powerful motor and the ergonomic grip assure a fatigue-free operation.

Optimum power-to-weight ratio

The innovative motor design - in connection with the efficient gearbox - allows an optimum power-to-weight ratio.

Simple operation

Simple operation for a multitude of applications and different drilling processes. Inline drills are designed for the use in a vertical plane. A drill chuck allows the simple exchange of the drill bits.

High variability

It is possible to drill small holes with a \varnothing of 0.5 to 8.0 mm using our drills that feature a speed range of 500 to 20,000 rpm.

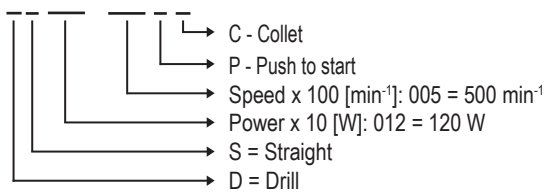
Customer-specific solutions

Using our modular design method, we are able to produce a customized drill that is adapted to your particular application.

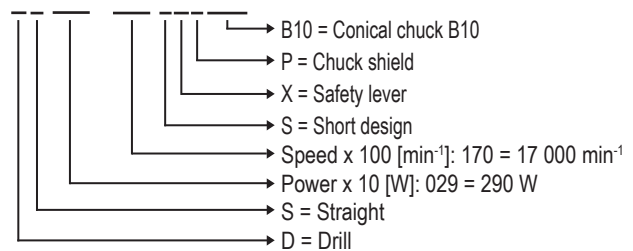


TYPE KEY

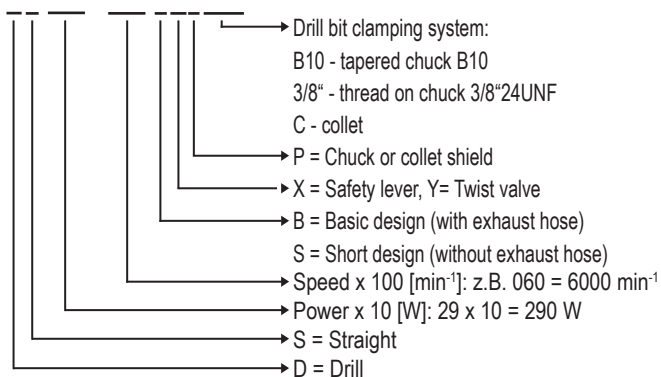
DS 012 - 005 P C



DS 029 - 170 SXPB10



DS 020 - 060 BXPB10



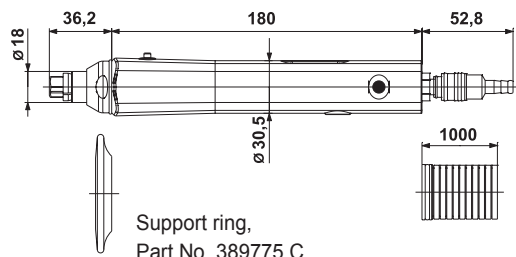
The modular construction allows us to offer up to 144 different drill models, each made to our customers special requirement.

The best-suited model has to be selected from a combination of material to be drilled, the required diameter of the drilled hole and the desired speed of the tool (speed range 600 - 20 000 rpm); safety lever or twist valve, short design or basic design with air exhaust hose; drill bit clamping system - collet, thread on chuck 3/8"24UNF or taper chuck B10; with/without shield.

Please contact our product specialists if you cannot find a suitable tool.

SPECIFICATIONS - Drill with Collet (Deburrer) - Power Output: 120 W (.16 HP)

Drill with collet - for vertical applications, deburring of holes up to 15-mm diameter, to be used with commonly available burrs (90°)



Support ring,
Part No. 389775 C

Exhaust hose,
Part No. 389653 A



Spindle-lock
→ for the simple locking and loosening of the drill bit

Drill with Collet (Deburrer)	Typ Part No.	DS 012-005PC	
Max. power output	W (hp)	120	(.16)
Speed (no load)	min ⁻¹ (rpm)	500	
Speed (max. power)	min ⁻¹ (rpm)	250	
Rated torque	Nm	4,5	
Rotation		right	
I.D. of air inlet hose	mm (in)	6	(.24)
Chuck range	mm (in)	Ø 3 - Ø 9,5	(Ø .12 - Ø .37)
Max. Ø of deburring	mm (in)	15	(.59)
Weight	kg (lbs)	0,76	(1.68)
Air connection		G 3/8"i	

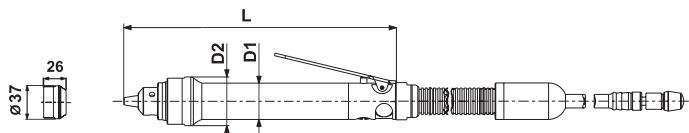
Specifications at 90 psi (6,3 bar)

Standard Equipment:	Part Number
Collet Ø 8 mm	312696
Spanner 12 mm	800403
Quick release coupling	804250
Nipple	804273

Optionale Accessories:	Part Number
Support ring	389775 C
Handle	328536 L
Exhaust hose	389653 A
Speedometer	830390
Exhaust hose	389653 A
Collet Ø 3 mm	312690
Collet Ø 3,175 mm	312691
Collet Ø 3,3 mm	314499
Collet Ø 4 mm	312692
Collet Ø 5 mm	312693
Collet Ø 6 mm	312694
Collet Ø 6,35 mm	312695
Collet Ø 7 mm	312739
Collet Ø 9 mm	313137
Collet Ø 9,5 mm	313349

SPECIFICATIONS - Drills with Chuck - Power Output: 200 W (.27 HP)

- Safety lever
- Drill capacity from 1 mm to 6.35 mm
- With exhaust hose, with chuck shield
- With gearing that allows for the perfect operational speed for excellent drilling results
- The modular construction allows us to offer up to 144 different drill models, each made to our customers' special requirements, please contact our product specialists if you cannot find a suitable tool.



Drills with Chuck	Model Part No.	DS 020-200BXPB10 6060071A	DS 020-060BXPB10 6060072A	DS 020-040BXPB10 6060073A	DS 020-015BXPB10 6060074A	DS 020-009BXPB10 6060075A	DS 020-006BXPB10 6060076A
Drilling into steel to	mm (in)	4 (.16)	4 (.16)	4 (.16)	4 (.16)	4 (.16)	4 (.16)
Drilling into alu to	mm (in)	6 (.24)	6 (.24)	6 (.24)	6 (.24)	6 (.24)	6 (.24)
Chuck range	mm (in)	0,5 - 6 (.02-.24)	0,5 - 6 (.02-.24)	0,5 - 6 (.02-.24)	0,5 - 6 (.02-.24)	0,5 - 6 (.02-.24)	0,5 - 6 (.02-.24)
Tapered chuck DIN 238		B10	B10	B10	B10	B10	B10
Speed (no load)	min ⁻¹ (rpm)	20 000	6 000	4 000	1 500	900	600
Max. power	W (hp)	200 (.27)	200 (.27)	200 (.27)	200 (.27)	200 (.27)	200 (.27)
Air consumption (max. power)	m ³ /min (cfm)	0,30 (10.59)	0,30 (10.59)	0,30 (10.59)	0,30 (10.59)	0,30 (10.59)	0,30 (10.59)
Rotation		right	right	right	right	right	right
Length L	mm (in)	207 (8.15)	207 (8.15)	207 (8.15)	219 (8.62)	219 (8.62)	219 (8.62)
Diameter D1	mm (in)	28 (1.10)	28 (1.10)	28 (1.10)	28 (1.10)	28 (1.10)	28 (1.10)
Diameter D2	mm (in)	37 (1.46)	37 (1.46)	37 (1.46)	37 (1.46)	37 (1.46)	37 (1.46)
Weight	kg (lbs)	0,88 (1.94)	0,88 (1.94)	0,88 (1.94)	0,92 (2.03)	0,92 (2.03)	0,92 (2.03)
Length of supply/ exhaust hose	m	2/1,25	2/1,25	2/1,25	2/1,25	2/1,25	2/1,25
I.D. of air inlet hose	mm (in)	5 (.20)	5 (.20)	5 (.20)	5 (.20)	5 (.20)	5 (.20)
I.D. of hose nozzle	mm (in)	4 (.16)	4 (.16)	4 (.16)	4 (.16)	4 (.16)	4 (.16)
Air connection		nipple	nipple	nipple	nipple	nipple	nipple

Specifications at 90 psi (6,3 bar)

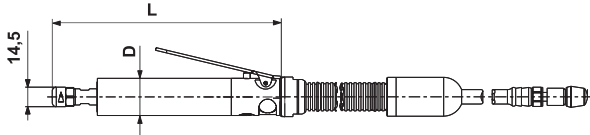
Standard Equipment:	Part Number					
Drill chuck B10	830721	830721	830721	830721	830721	830721
Clamping screw	6071239	6071239	6071239	6071239	6071239	6071239
Nipple	829220	829220	829220	829220	829220	829220

On special request we can offer you other types of Drills - up to 144 different drill varieties are available for customization!

- speed range 600 - 20 000 min⁻¹
- with safety lever or twist valve
- with air exhaust hose (basic design)
- or without air exhaust hose (short design)
- drill bit clamping system - collet, thread on chuck 3/8"24UNF or tapered chuck B10
- with/without chuck or collet shield

SPECIFICATIONS - Drills with Collet - Power Output: 200 W (.27 HP)

- Safety lever
- Drill capacity from 1 mm to 6.35 mm
- With exhaust hose
- With a gear that allows the perfect operating speed for excellent drilling results
- The modular construction allows us to offer up to 144 different drill models, each made to our customers' special requirements, please contact our product specialists if you cannot find a suitable tool.



Drills with Collet	Model Part No.	DS 020-200BXC 6060159A	DS 020-060BXC 6060160A	DS 020-040BXC 6060161A	DS 020-015BXC 6060162A	DS 020-009BXC 6060163A	DS 020-006BXC 6060164A
Drilling into steel to	mm (in)	4 (.16)	4 (.16)	4 (.16)	4 (.16)	4 (.16)	4 (.16)
Drilling into alu to	mm (in)	6 (.24)	6 (.24)	6 (.24)	6 (.24)	6 (.24)	6 (.24)
Speed (no load)	min ⁻¹ (rpm)	20 000	6 000	4 000	1 500	900	600
Max. power	W (hp)	200	200	200	200	200	200
Air consumption (max. power)	m ³ /min (rpm)	0,30 (10.59)	0,30 (10.59)	0,30 (10.59)	0,30 (10.59)	0,30 (10.59)	0,30 (10.59)
Rotation		right	right	right	right	right	right
Length L	mm (in)	182 (7.17)	182 (7.17)	182 (7.17)	194 (7.64)	194 (7.64)	194 (7.64)
Diameter D	mm (in)	28 (1.10)	28 (1.10)	28 (1.10)	28 (1.10)	28 (1.10)	28 (1.10)
Weight	kg (lbs)	0,63 (1.39)	0,63 (1.39)	0,63 (1.39)	0,67 (1.48)	0,67 (1.48)	0,67 (1.48)
Length of supply/exhaust hose	m	2/1,25	2/1,25	2/1,25	2/1,25	2/1,25	2/1,25
I.D. of air inlet hose	mm (in)	5 (.20)	5 (.20)	5 (.20)	5 (.20)	5 (.20)	5 (.20)
I.D. of hose nozzle	mm (in)	4 (.16)	4 (.16)	4 (.16)	4 (.16)	4 (.16)	4 (.16)
Air connection		nipple	nipple	nipple	nipple	nipple	nipple

Specifications at 90 psi (6,3 bar)

Standard Equipment	Part Number					
Spanner 10 mm	800402	800402	800402	800402	800402	800402
Spanner 14 mm	800410	800410	800410	800410	800410	800410
Nipple	829220	829220	829220	829220	829220	829220

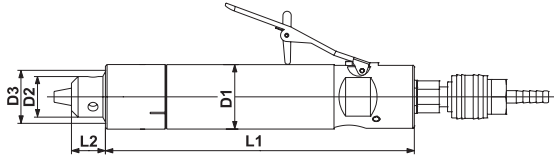
Optional Accessories:	Part Number					
Collet Ø 1 mm	6018001	6018001	6018001	6018001	6018001	6018001
Collet Ø 2 mm	6018002	6018002	6018002	6018002	6018002	6018002
Collet Ø 3 mm	6014316	6014316	6014316	6014316	6014316	6014316
Collet Ø 4 mm	6014318	6014318	6014318	6014318	6014318	6014318
Collet Ø 5 mm	6014319	6014319	6014319	6014319	6014319	6014319
Collet Ø 6 mm	6014315	6014315	6014315	6014315	6014315	6014315
Collet Ø 1/8"	6014320	6014320	6014320	6014320	6014320	6014320
Collet Ø 1/4"	6014314	6014314	6014314	6014314	6014314	6014314
Collet Ø 3/16"	6014321	6014321	6014321	6014321	6014321	6014321

On special request we can offer you other types of Drills - up to 144 different drill varieties are available for customization!

- speed range 600 - 20 000 min⁻¹
- with safety lever or twist valve
- with air exhaust hose (basic design)
- or without air exhaust hose (short design)
- drill bit clamping system - collet, thread on chuck 3/8"24UNF or tapered chuck B10
- with/without chuck or collet shield

SPECIFICATIONS - Drills with Chuck - Power Output: 290 W (.39 HP)

- Safety lever
- Drill capacity to 8 mm
- For vertical applications
- With a gear that allows the perfect operating speed for excellent drilling results



Drills with Chuck	Model Part No.	DS 029-170SXPB10 3922131C	DS 029-045SXPB10 3922131A	DS 029-021SXPB12 3922131B
Drilling into steel to	mm (in)	-	4 (.16)	6 (.16)
Drilling into alu to	mm (in)	6 (.24)	6 (.24)	8 (.31)
Range				
- Bohrfutter	mm (in)	0,5 - 6,5 (.02 - .26)	0,5 - 6,5	0,8 - 10 (.03 - .39)
- Quick change chuck	mm (in)	-	0,5 - 6,5	0,5 - 10
Tapered chuck DIN 238		B10	B10	B12
Speed (no load)	min ⁻¹ (rpm)	17 000	4 500	2 100
Max. power output	W (hp)	290 (.39)	290 (.39)	290 (.39)
Air consumption	m ³ /min (cfm)	0,35 (12.36)	0,35 (12.36)	0,35 (12.36)
Rotation		right	right	right
Length L1	mm (in)	176 (6.93)	176 (6.93)	187 (7.36)
Length L2	mm (in)	19 (.75)	19 (.75)	25 (.98)
Diameter D1	mm (in)	39 (1.54)	39 (1.54)	39 (1.54)
Diameter D2	mm (in)	21 (.83)	21 (.83)	25 (.98)
Diameter D3	mm (in)	28 (1.10)	28 (1.10)	32 (1.26)
Weight	kg (lbs)	0,9 (1.98)	0,9 (1.98)	1 (2.20)
I.D. of air inlet hose	mm (in)	6 (.24)	6 (.24)	6 (.24)
Air connection		G 1/4"a	G 1/4"a	G 1/4"a

Specifications at 90 psi (6,3 bar)

Standard Equipment:	Part Number		
Quick release coupling	804251	804251	804251
Nipple	323214	323214	323214
Drill chuck	804655	804655	804650
Drill chuck quarding	302686	302686	302680

Optional Accessories:	Part Number		
Quick change chuck (Range 0,5-6,5 mm/B10)	-	805986	-
Quick change chuck (Range 0,5-10 mm/B12)	-	-	804695

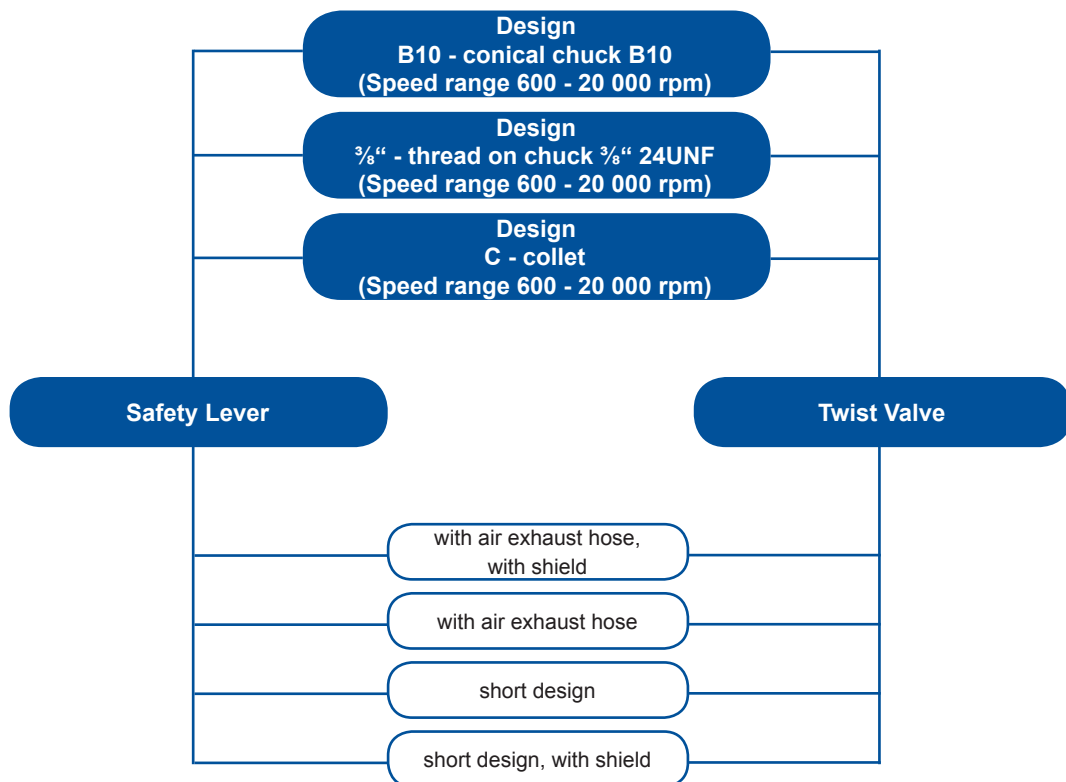
RECOMMENDED VALUES OF SPEED (RPM) FOR HSS-DRILL BITS

Cutting speed	35 m/min	28 m/min	25 m/min	14 m/min	11 m/min	7 m/min	22 m/min	12 m/min	50 m/min	90 m/min	165 m/min	210 m/min
Drill bit [mm]	Plain carbon steel			Alloyed steel		Stainless steel	Cast-iron		Copper, bronze, brass	Light weight metal		Magnesian alloy ²⁾
	up to 500 N/mm ²	500 - 700 N/mm ²	over 700 N/mm ²	700 - 900 N/mm ²	900 - 1100 N/mm ²		to 180 N/mm ²	over 180 N/mm ²		tough screw brass ¹⁾	hardened	
1	11 000	8 800	7 800	4 400	3 400	2 200	7 000	3 800	16 000	28 000	52 000	66 000
2	5 500	4 400	3 900	2 200	1 700	1 100	3 500	1 900	8 000	14 000	26 000	33 000
3	3 700	3 000	2 600	1 500	1 100	730	2 300	1 300	5 300	9 000	17 300	22 000
4	2 800	2 200	2 000	1 100	850	550	1 700	950	4 000	7 000	13 000	16 500
5	2 200	1 800	1 600	880	680	440	1 400	760	3 200	5 600	10 400	13 200
6	1 900	1 500	1 300	735	570	365	1 200	630	2 700	4 800	8 700	11 000
7	1 600	1 300	1 100	630	485	315	1 000	540	2 300	4 000	7 400	9 400
8	1 400	1 100	975	550	425	275	875	475	2 000	3 500	6 500	8 300
9	1 200	975	865	490	380	245	780	420	1 800	3 100	5 800	7 400
10	1 100	880	780	440	340	220	700	380	1 600	2 800	5 200	6 600
11	1 000	810	720	405	320	200	635	350	1 450	2 600	4 800	6 100
12	930	745	665	370	290	185	585	320	1 300	2 400	4 400	5 600
13	860	685	610	340	270	170	540	295	1 200	2 200	4 000	5 100

1) This speed also applies when drilling thermo-setting materials, hardened paper and hardened textiles, but only when using K10 steel drill-bits instead of HSS bits

2) Please double these values when drilling into thermo-plastic materials.

DRILLS - POWER 200 W - CUSTOMER-SPECIFIC SOLUTIONS



DEPRAG
DEPRAG CZ a.s., Lázně Bělohrad

DEPRAG CZ a.s., T. G. Masaryka 113, 507 81 Lázně Bělohrad - Czech Republic
Tel.: +420-493 771 511, Fax: +420-493 771 623, E-mail: sales@deprag.cz, Internet: www.deprag.cz

