

Screwdriving technology

Automation

Air motors

Air tools

DEPRAG
INDUSTRIAL



Air Grinders with Collets

Inline Design - Power Output: 500 W (.67 HP)

- high power
- ergonomic
- highly durable
- efficient
- cold-isolated housing

Our powerful die-grinders are designed to fulfil the highest quality demands when they are used on industrial applications.

The integrated, reaction-fast speed regulator, which keeps the speed steady under load, allows for an optimal metal cutting.

The robust grinders may be used with grinding-tips or carbide burs to fabricate plastics and metals in foundries, in the tool- and die making industry or in the precision fabrication industry. These grinders are well-suited for the deburring and polishing of welding seams and for the processing of casted parts.



The best tools for efficient material removal

High power output at a low weight

All DEPRAG Industrial grinders excel through their compact design while simultaneously achieving a high power output. Especially when used with carbide cutters, these tools offer a powerful solution.

Ergonomic



The ergonomic design of the handle and the surface treatment of the grip allows a continued and low-fatigue operation.

Highly durable

The robust construction assures a high longevity of your tool - even when used in continued- and mass-fabrications.

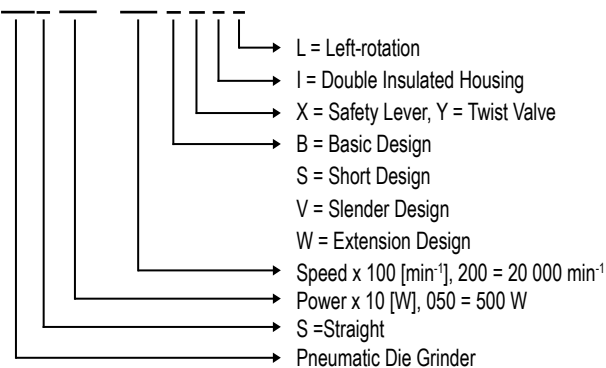
Efficiency

DEPRAG INDUSTRIAL air grinders are equipped with a speed regulator, which keeps the speed of the tool constant, even if the tool is operated at maximum load. The speed-regulator allows the adjustment of the peripheral speed and this allows the maximum speed potential to be used for any given applications. The robust construction of the grinder assures a high lifespan even in continued operations.



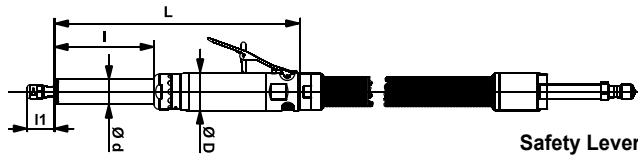
TYPE KEY

GDS 050 - 200 B X I L



SPECIFICATIONS - BASIC DESIGN - 500 W (.67 HP)

Basic Design - for the grinding with grinding tips or for the milling with grinding inserts (carbide cutters) for all industrial areas (foundries, automotive industry, etc.). Our air grinders are well-suited for the treatment of plastic and metals. Equipped with an integrated speed regulator.



Also with Twist Valve supplied.

Safety Lever					
Basic Design B	Model Part No.	GDS050-120BXI 6061007A	GDS050-200BXI 6060991A	GDS050-250BXI 6060990A	GDS050-300BXI 6060948A
Speed (no load)	min ⁻¹ (rpm)	12 000	20 000	25 000	30 000
Max. power output	W (hp)	500 (.67)	500 (.67)	500 (.67)	500 (.67)
Air consumption (no load/loaded)	m ³ /min (cfm)	0,15/0,65 (5.30/23.0)	0,3/0,8 (10.6/28.2)	0,5/0,8 (17.7/28.2)	0,65/0,8 (23.0/28.2)
I.D. of air inlet hose	mm (in)	10 (.39)	10 (.39)	10 (.39)	10 (.39)
Max. Ø of grinding tip	mm (in)	32 (1.26)	32 (1.26)	32 (1.26)	32 (1.26)
Max. Ø of grinding insert	mm (in)	16 (.63)	16 (.63)	16 (.63)	16 (.63)
Weight (without hoses)	kg (lbs)	0,9 (1.98)	0,9 (1.98)	0,9 (1.98)	0,9 (1.98)
Weight of air connection 0,4 kg					
Length of supply/exhaust hose	m (in)	2/1 (78.7/39.4)	2/1 (78.7/39.4)	2/1 (78.7/39.4)	2/1 (78.7/39.4)
Spindle-Ø d	mm (in)	26 (1.02)	26 (1.02)	26 (1.02)	26 (1.02)
Spindle length l	mm (in)	103 (4.06)	103 (4.06)	103 (4.06)	103 (4.06)
Length l1	mm (in)	29 (1.14)	29 (1.14)	29 (1.14)	29 (1.14)
Dimensions ØDxL	mm (in)	39,5x255 (1.6x10.0)	39,5x255 (1.6x10.0)	39,5x255 (1.6x10.0)	39,5x255 (1.6x10.0)
Air connection		Nipple	Nipple	Nipple	Nipple

Specifications at 90 psi (6,3 bar)

Twist Valve					
Basic Design B	Model Part No.	GDS050-120BYI 6061015A	GDS050-200BYI 6061014A	GDS050-250BYI 6061013A	GDS050-300BYI 6061012A
Speed (no load)	min ⁻¹ (rpm)	12 000	20 000	25 000	30 000
Max. power output	W (hp)	500 (.67)	500 (.67)	500 (.67)	500 (.67)
Air consumption (no load/loaded)	m ³ /min (cfm)	0,15/0,65 (5.30/23.0)	0,3/0,8 (10.6/28.2)	0,5/0,8 (17.7/28.2)	0,65/0,8 (23.0/28.2)
I.D. of air inlet hose	mm (in)	10 (.39)	10 (.39)	10 (.39)	10 (.39)
Max. Ø of grinding tip	mm (in)	32 (1.26)	32 (1.26)	32 (1.26)	32 (1.26)
Max. Ø of grinding insert	mm (in)	16 (.63)	16 (.63)	16 (.63)	16 (.63)
Weight (without hoses)	kg (lbs)	0,9 (1.98)	0,9 (1.98)	0,9 (1.98)	0,9 (1.98)
Weight of air connection 0,4 kg					
Length of supply/exhaust hose	m (in)	2/1 (78.7/39.4)	2/1 (78.7/39.4)	2/1 (78.7/39.4)	2/1 (78.7/39.4)
Spindle-Ø d	mm (in)	26 (1.02)	26 (1.02)	26 (1.02)	26 (1.02)
Spindle length l	mm (in)	103 (4.06)	103 (4.06)	103 (4.06)	103 (4.06)
Length l1	mm (in)	29 (1.14)	29 (1.14)	29 (1.14)	29 (1.14)
Dimensions ØDxL	mm (in)	39,5x261,5 (1.6x10.3)	39,5x261,5 (1.6x10.3)	39,5x261,5 (1.6x10.3)	39,5x261,5 (1.6x10.3)
Air connection		Nipple	Nipple	Nipple	Nipple

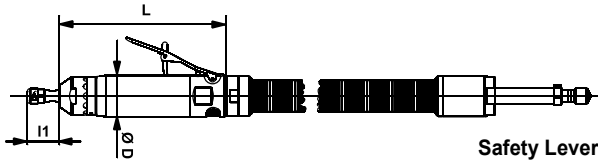
Specifications at 90 psi (6,3 bar)

Standard Equipment:	Part Number
Collet Ø 6 mm	6014315
Spanner 10 mm	800402
Spanner 14 mm	800410

Optional Accessories:	Part Number
Collet Ø 3 mm	6014316
Collet Ø 4 mm	6014318
Collet Ø 5 mm	6014319
Collet 1/8"	6014320
Collet 3/16"	6014321
Collet 1/4"	6014314

SPECIFICATIONS - SHORT DESIGN - 500 W (.67 HP)

Short Design - for the grinding with grinding tips or for the milling with grinding inserts (carbide cutters) for all industrial areas (foundries, automotive industry, etc.). Our air grinders are well-suited for the treatment of plastic and metals. Equipped with an integrated speed regulator.



Safety Lever



Also with Twist Valve supplied.

		Safety Lever								
Short Design S		Model Part No.	GDS050-120SX1 6061010A		GDS050-200SX1 6061006A		GDS050-250SX1 6061005A		GDS050-300SX1 6060996A	
Speed (no load)	min ⁻¹ (rpm)		12 000		20 000		25 000		30 000	
Max. power output	W (hp)		500 (.67)		500 (.67)		500 (.67)		500 (.67)	
Air consumption (no load/loaded)	m ³ /min (cfm)		0,15/0,65 (5.3/23.0)		0,3/0,8 (10.6/28.2)		0,5/0,8 (17.7/28.2)		0,65/0,8 (23.0/28.2)	
I.D. of air inlet hose	mm (in)		10 (.39)		10 (.39)		10 (.39)		10 (.39)	
Max. Ø of grinding tip	mm (in)		32 (1.26)		32 (1.26)		32 (1.26)		32 (1.26)	
Max. Ø of grinding insert	mm (in)		16 (.63)		16 (.63)		16 (.63)		16 (.63)	
Weight (without hoses)	kg (lbs)		0,65 (1.43)		0,65 (1.43)		0,65 (1.43)		0,65 (1.43)	
Weight of air connection 0,4 kg										
Length of supply/exhaust hose	m (in)		2/1 (78.7/39.4)		2/1 (78.7/39.4)		2/1 (78.7/39.4)		2/1 (78.7/39.4)	
Length I1	mm (in)		30,5 (1.20)		30,5 (1.20)		30,5 (1.20)		30,5 (1.20)	
Dimensions ØDxL	mm (in)		39,5x160 (1.6x6.3)		39,5x160 (1.6x6.3)		39,5x160 (1.6x6.3)		39,5x160 (1.6x6.3)	
Air connection			Nipple		Nipple		Nipple		Nipple	

Specifications at 90 psi (6,3 bar)

		Twist Valve								
Short Design S		Model Part No.	GDS050-120SY1 6061027A		GDS050-200SY1 6061026A		GDS050-250SY1 6061017A		GDS050-300SY1 6061024A	
Speed (no load)	min ⁻¹ (rpm)		12 000		20 000		25 000		30 000	
Max. power output	W (hp)		500 (.67)		500 (.67)		500 (.67)		500 (.67)	
Air consumption (no load/loaded)	m ³ /min (cfm)		0,15/0,65 (5.3/23.0)		0,3/0,8 (10.6/28.2)		0,5/0,8 (17.7/28.2)		0,65/0,8 (23.0/28.2)	
I.D. of air inlet hose	mm (in)		10 (.39)		10 (.39)		10 (.39)		10 (.39)	
Max. Ø of grinding tip	mm (in)		32 (1.26)		32 (1.26)		32 (1.26)		32 (1.26)	
Max. Ø of grinding insert	mm (in)		16 (.63)		16 (.63)		16 (.63)		16 (.63)	
Weight (without hoses)	kg (lbs)		0,65 (1.43)		0,65 (1.43)		0,65 (1.43)		0,65 (1.43)	
Weight of air connection 0,4 kg										
Length of supply/exhaust hose	m (in)		2/1 (78.7/39.4)		2/1 (78.7/39.4)		2/1 (78.7/39.4)		2/1 (78.7/39.4)	
Length I1	mm (in)		30,5 (1.20)		30,5 (1.20)		30,5 (1.20)		30,5 (1.20)	
Dimensions ØDxL	mm (in)		39,5x166,5 (1.6x6.6)		39,5x166,5 (1.6x6.6)		39,5x166,5 (1.6x6.6)		39,5x166,5 (1.6x6.6)	
Air connection			Nipple		Nipple		Nipple		Nipple	

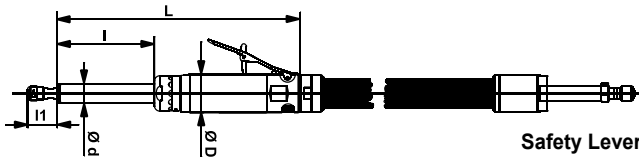
Specifications at 90 psi (6,3 bar)

Standard Equipment:	Part Number
Collet Ø 6 mm	6014315
Spanner 10 mm	800402
Spanner 14 mm	800410

Optional Accessories:	Part Number
Collet Ø 3 mm	6014316
Collet Ø 4 mm	6014318
Collet Ø 5 mm	6014319
Collet 1/8"	6014320
Collet 3/16"	6014321
Collet 1/4"	6014314

SPECIFICATIONS - SLENDER DESIGN - 500 W (.67 HP)

Slender Design - for the grinding with grinding tips or for the milling with grinding inserts (carbide cutters) for all industrial areas (foundries, automotive industry, etc.), especially in hard-to-reach casted areas. Our air grinders are well-suited for the treatment of plastic and metals. Equipped with an integrated speed regulator.



Also with Twist Valve supplied.

		Safety Lever		
Slender Design V	Model Part No.	GDS 050-200VXI 6061002A	GDS 050-250VXI 6061001A	GDS 050-300VXI 6060997A
Speed (no load)	min ⁻¹ (rpm)	20 000	25 000	30 000
Max. power output	W (hp)	500 (.67)	500 (.67)	500 (.67)
Air consumption (no load/loaded)	m ³ /min (cfm)	0,3/0,8 (10.6/28.2)	0,5/0,8 (17.7/28.2)	0,65/0,8 (23.0/28.2)
I.D. of air inlet hose	mm (in)	10 (.39)	10 (.39)	10 (.39)
Max. Ø of grinding tip	mm (in)	32 (1.26)	32 (1.26)	32 (1.26)
Max. Ø of grinding insert	mm (in)	16 (.63)	16 (.63)	16 (.63)
Weight (without hoses)	kg (lbs)	0,80 (1.76)	0,80 (1.76)	0,80 (1.76)
Weight of air connection 0,4 kg				
Length of supply/exhaust hose	m (in)	2/1 (78.7/39.4)	2/1 (78.7/39.4)	2/1 (78.7/39.4)
Spindle-Ø d	mm (in)	20 (7.87)	20 (7.87)	20 (7.87)
Spindle length l	mm (in)	101,5 (40.0)	101,5 (40.0)	101,5 (40.0)
Length l1	mm (in)	30,5 (1.20)	30,5 (1.20)	30,5 (1.20)
Dimensions ØDxL	mm (in)	39,5x253,5 (1.6x9.98)	39,5x253,5 (1.6x9.98)	39,5x253,5 (1.6x9.98)
Air connection		Nipple	Nipple	Nipple

Specifications at 90 psi (6,3 bar)

		Twist Valve		
Slender Design V	Model Part No.	GDS 050-200VYI 6061018A	GDS 050-250VYI 6061017A	GDS 050-300VYI 6061016A
Speed (no load)	min ⁻¹ (rpm)	20 000	25 000	30 000
Max. power output	W (hp)	500 (.67)	500 (.67)	500 (.67)
Air consumption (no load/loaded)	m ³ /min (cfm)	0,3/0,8 (10.6/28.2)	0,5/0,8 (17.7/28.2)	0,65/0,8 (23.0/28.2)
I.D. of air inlet hose	mm (in)	10 (.39)	10 (.39)	10 (.39)
Max. Ø of grinding tip	mm (in)	32 (1.26)	32 (1.26)	32 (1.26)
Max. Ø of grinding insert	mm (in)	16 (.63)	16 (.63)	16 (.63)
Weight (without hoses)	kg (lbs)	0,80 (1.76)	0,80 (1.76)	0,80 (1.76)
Weight of air connection 0,4 kg (.9 lbs)				
Length of supply/exhaust hose	m (in)	2/1 (78.7/39.4)	2/1 (78.7/39.4)	2/1 (78.7/39.4)
Spindle-Ø d	mm (in)	20 (7.87)	20 (7.87)	20 (7.87)
Spindle length l	mm (in)	101,5 (40.0)	101,5 (40.0)	101,5 (40.0)
Length l1	mm (in)	30,5 (1.20)	30,5 (1.20)	30,5 (1.20)
Dimensions ØDxL	mm (in)	39,5x260 (1.6x10.2)	39,5x260 (1.6x10.2)	39,5x260 (1.6x10.2)
Air connection		Nipple	Nipple	Nipple

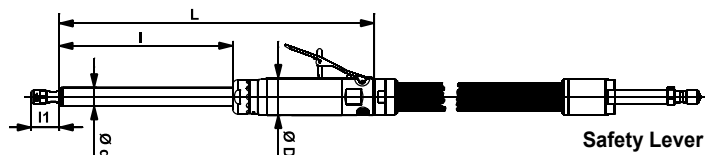
Specifications at 90 psi (6,3 bar)

Standard Equipment:	Part Number
Collet Ø 6 mm	6014315
Spanner 10 mm	800402
Spanner 14 mm	800410

Optional Accessories:	Part Number
Collet Ø 3 mm	6014316
Collet Ø 4 mm	6014318
Collet Ø 5 mm	6014319
Collet 1/8"	6014320
Collet 3/16"	6014321
Collet 1/4"	6014314

SPECIFICATIONS - EXTENDED DESIGN - 500 W (.67 HP)

Extended Design - for the grinding with grinding tips or for the milling with grinding inserts (carbide cutters) for all industrial areas (foundries, automotive industry, etc.), the extended grinders are ideal for the cleaning of pipes and the grinding in hard-to-reach areas. Our air grinders are well-suited for the treatment of plastic and metals. Equipped with an integrated speed regulator.



Safety Lever



Also with Twist Valve supplied.

Safety Lever				
Extended Design W	Model Part No.	GDS050-120WXI 6061009A	GDS050-200WXI 6061004A	GDS050-300WXI 6060998A
Speed (no load)	min ⁻¹ (rpm)	12 000	20 000	30 000
Max. power output	W (hp)	500 (.67)	500 (.67)	500 (.67)
Air consumption (no load/loaded)	m ³ /min (cfm)	0,15/0,65 (5.3/23.0)	0,3/0,8 (10.6/28.2)	0,65/0,8 (23.0/28.2)
I.D. of air inlet hose	mm (in)	10 (.39)	10 (.39)	10 (.39)
Max. Ø of grinding tip	mm (in)	32 (1.26)	32 (1.26)	32 (1.26)
Max. Ø of grinding insert	mm (in)	16 (.63)	16 (.63)	16 (.63)
Weight (without hoses)	kg (lbs)	0,95 (2.09)	0,95 (2.09)	0,95 (2.09)
Weight of air connection 0,4 kg				
Length of supply/exhaust hose	m (in)	2/1 (78.7/39.4)	2/1 (78.7/39.4)	2/1 (78.7/39.4)
Spindle-Ø d	mm (in)	20 (.79)	20 (.79)	20 (.79)
Spindle length l	mm (in)	185,5 (7.3)	185,5 (7.3)	185,5 (7.3)
Length l1	mm (in)	30,5 (1.20)	30,5 (1.20)	30,5 (1.20)
Dimensions ØDxL	mm (in)	39,5x166,5 (1.6x13.3)	39,5x166,5 (1.6x13.3)	39,5x166,5 (1.6x13.3)
Air connection		Nipple	Nipple	Nipple

Specifications at 90 psi (6,3 bar)

Twist Valve				
Extended Design W	Model Part No.	GDS050-120WYI 6061023A	GDS050-200WYI 6061022A	GDS050-300WYI 6061020A
Speed (no load)	min ⁻¹ (rpm)	12 000	20 000	30 000
Max. power output	W (hp)	500 (.67)	500 (.67)	500 (.67)
Air consumption (no load/loaded)	m ³ /min (cfm)	0,15/0,65 (5.3/23.0)	0,3/0,8 (10.6/28.2)	0,65/0,8 (23.0/28.2)
I.D. of air inlet hose	mm (in)	10 (.39)	10 (.39)	10 (.39)
Max. Ø of grinding tip	mm (in)	32 (1.26)	32 (1.26)	32 (1.26)
Max. Ø of grinding insert	mm (in)	16 (.63)	16 (.63)	16 (.63)
Weight (without hoses)	kg (lbs)	0,95 (2.09)	0,95 (2.09)	0,95 (2.09)
Weight of air connection 0,4 kg				
Length of supply/exhaust hose	m (in)	2/1 (78.7/39.4)	2/1 (78.7/39.4)	2/1 (78.7/39.4)
Spindle-Ø d	mm (in)	20 (.79)	20 (.79)	20 (.79)
Spindle length l	mm (in)	185,5 (7.3)	185,5 (7.3)	185,5 (7.3)
Length l1	mm (in)	30,5 (1.20)	30,5 (1.20)	30,5 (1.20)
Dimensions ØDxL	mm (in)	39,5x344 (1.6x13.5)	39,5x344 (1.6x13.5)	39,5x344 (1.6x13.5)
Air connection		Nipple	Nipple	Nipple

Specifications at 90 psi (6,3 bar)

Standard Equipment:	Part Number
Collet Ø 6 mm	6014315
Spanner 10 mm	800402
Spanner 14 mm	800410

Optional Accessories:	Part Number
Collet Ø 3 mm	6014316
Collet Ø 4 mm	6014318
Collet Ø 5 mm	6014319
Collet 1/8"	6014320
Collet 3/16"	6014321
Collet 1/4"	6014314

We offer also stationary grinders. These grinders were specially developed for the stationary grinding or for assembly with another equipment into the industry environment - even when used in continued operations.
Actual and detailed information may be found on our web side www.deprag.cz or in our catalogue DCZ 10165.

DEPRAG
machines unlimited



DEPRAG CZ a.s., T. G. Masaryka 113, 507 81 Lázně Bělohrad - Czech Republic
Tel.: +420-493 771 511, Fax: +420-493 771 623, E-mail: sales@deprag.cz, Internet: www.deprag.cz

Specifications subject to change without prior notice