



Screwdriving Technology

Automation

Air Motors

Air Tools



Air Pliers

Hand-held pliers for the use of:


- Cutting
 - Angle Forming and Flattening
 - Sealing Operations
 - Pressing
 - Mounting clamps
- High Power
 - max. cutting force 8700 N
 - max. squeeze force 4500 N
 - Easy Handling
 - Long Lifespan

Air pliers are suitable for the industrial use for example in the automotive industry, in machine building industry, in the appliance industry as well as in maintenance and assembly departments.



Pliers for sealing and stamping seals

DEPRAG CZ a.s. offers air pliers for sealing and stamping seals. For more informations contact please our product specialists.



P0241Z



P0241Z-C00B



P0383X-S00-I90R08



P0383X-P00-IFE



P1361Z-C00



P1362Z-C00



P0453X-C0



P0452Z-C00



ADVANTAGES

Pneumatic pliers for the use of:

- Cutting Cu, Al, Ag, plastic materials (PVC, PF) and steel max. 400 N/mm²/ 25 long tons/sq.in
- Simultaneous cutting and wire-end flattening or
- Simultaneous cutting and 90° angle forming of wire ends of electronic components
- Sealing operations
- Pressing of cable joints
- Mounting of CLIC-, COBRA-, hose- or spring clamps

Easy Handling

The favorable weight/dimension to power ration (max. cutting force 8 700 N, max. squeeze force 4 500 N) makes them very handy and easy to work. The plier inserts can be operated in any cutting position by turning the complete plier head against the plier body and lever. The jaws of the plier inserts are separately supported in the pliers head and therefore extremely easy to operate.

High Power

Max. cutting force 8 700 N. Max. squeeze force 4 500 N.

Long Lifespan

The most modern technologies applied to thermal processing, guarantee the high lifespan and reliability of all our plier components.



Plier inserts for cutting are available in two designs:

• **Standard execution for cutting metals.**

One insert side has an edge for cutting, the other insert side is designed as a counter-holder. This eliminates a possible crossing of the inserts and this extensive wear of the insert joint. When cutting soft, flowing materials, an overlapping of the inserts results in uneven cuts or nicks.

• **Special execution for cutting plastic materials.**

Both insert sides are equipped with a cutting edge.



TYPE KEY

P0 38 3 X - P 00 - I 00 CL 10

- ↳ Width of clamp: 06 = 5,5 mm, 08 = 7,5 mm, 10 = 10 mm
- ↳ Clamps: CL = CLIC clamps
CO = COBRA clamps
FE = Spring clamps
R = Hose clamps
- ↳ Inserts - angle: 00 = without angle, 90 = angle 90°
- ↳ I = Insert type
- ↳ Head angle: 00 = without angle
- ↳ Inserts: C = Cutting, S = Squeeze, P = Press
- ↳ Start: X = Safety lever
Z = Trigger
- ↳ 3 = Piston number
- ↳ 38 = Cylinder diameter [mm], 38 mm
- ↳ P = Pliers (0 = Basic, 1 = Another version)

SPECIFICATIONS - PLIERS FOR CUTTING, WITHOUT PLIER INSERTS

Pliers for cutting, with trigger and integrated lever-lock to avoid unintentional start.



Model Part Number	P0181Z-C00 8076711A	P0241Z-C00 8076721A	P1361Z-C00 6061207A	P1362Z-C00 6061208A	P0452Z-C00 8076901A
Pliers insert, mounted (optional accessories)	no (plier insert I18.)	no (plier insert I24.)	no (plier insert I36.)	no (plier insert I36.)	no (plier insert I45.)
Length L (without plier insert)	mm (in) 128 (5.04)	149 (5.87)	173 (6.81)	228 (8.98)	262 (10.31)
Body diameter D	mm (in) 27 (1.06)	35 (1.38)	50 (1.97)	50 (1.97)	60 (2.36)
Weight (without plier insert)	kg (lbs) 0,08 (.18)	0,15 (.33)	0,48 (1.06)	0,59 (1.30)	1,04 (2.29)
I.D. of air inlet hose	mm (in) 6 (1/4")	6 (1/4")	6 (1/4")	6 (1/4")	6 (1/4")
Air connection/Stroke	l 0,04	0,10	0,22	0,37	0,80
Air connection	G 1/8"i	G 1/4"i	G 1/4"i	G 1/4"i	G 1/4"i

Specifications at 90 psi (6,3 bar)


Max. opening width of plier inserts depends on type of plier inserts.

Standard Equipment:

Quick release coupling, Part No. 804250

Pliers for cutting, with safety lever.

These pliers are made for heavy-duty applications and provide increased longevity.



Model Part Number	P0282X-C00 8249651A	P0283X-C00 8249651C	P0382X-C00 8272051A	P0383X-C00 6061225A	P0452X-C00 8258171B	P0453X-C00 8258171A
Pliers insert, mounted (optional accessories)	no (plier insert I28.)	no (plier insert I28.)	no (plier insert I38.)	no (plier insert I38.)	no (plier insert I45.)	no (plier insert I45.)
Length L (without plier insert)	mm (in) 204 (8.03)	251 (9.88)	216 (8.53)	270 (10.63)	251 (9.88)	311 (12.24)
Body diameter D	mm (in) 36 (1.42)	36 (1.42)	47 (1.85)	47 (1.85)	54 (2.13)	54 (2.13)
Weight (without plier insert)	kg (in) 0,5 (1.1)	0,6 (1.3)	0,65 (1.4)	0,8 (1.8)	1,0 (2.2)	1,15 (2.5)
I.D. of air inlet hose	mm (in) 6 (1/4")	6 (1/4")	6 (1/4")	6 (1/4")	6 (1/4")	6 (1/4")
Air connection/Stroke	l 0,21	0,31	0,50	0,74	0,81	1,20
Air connection	G 1/8"i	G 1/8"i	G 1/4"i	G 1/4"i	G 1/4"i	G 1/4"i

Specifications at 90 psi (6,3 bar)

Max. opening width of plier inserts depends on type of plier inserts.

Standard Equipment:

Quick release coupling, Part No. 804250

Remark:

Suitable cutting inserts may be found in optional accessories - page 6.

SPECIFICATIONS - PLIERS FOR CLAMPS-MOUNTING, WITH PLIER INSERTS

Pliers for CLIC-clamps, with safety lever.




Model	P0383X-P00-I90CL06		P0383X-P00-I90CL08	
Part Number	8215721A		8215721B	
Basic position	open		open	
Width of clamp	mm	6 (1/4")	8 (5/16")	
Insert opening, adjustable	yes		yes	
Pliers insert, mounted	yes		yes	
Max. opening width	mm	20,0 (.79)	20,0 (.79)	
Min. closing width	mm	2,5 (.10)	2,5 (.10)	
Air consumption/stroke	l	0,32	0,32	
Length L (with plier insert)	mm	211 (8.31)	211 (8.31)	
Body diameter D	mm	47 (1.85)	47 (1.85)	
Weight (with plier insert)	kg	0,75	0,75	
I.D. of air inlet hose	mm	6 (1/4")	6 (1/4")	
Air connection	G 1/4"i		G 1/4"i	

Specifications at 90 psi (6,3 bar)

Standard Equipment:

Quick release coupling, Part No. 804250

Pliers for CLIC-clamps, with safety lever.



Model	P0383X-S00-I90R08		P0384X-S00-I90R10		P0451X-S00-I90R		P0452X-S00I90R	
Part Number	8298331B		8298331C		8074721B		8074731A	
For hose clamps	dia. up to mm 50 / in 1-31/32"				dia. mm 50 up to 100 / in 1-31/32" up to 3-15/64"			
Basic position	open		open		open		open	
Width of clamp	mm	7,5	10		-		-	
Insert opening, adjustable	yes		yes		yes		yes	
Pliers insert, mounted	yes		yes		yes		yes	
Max. opening width	mm	13 (1/2")	13 (1/2")		12 (15/32")		12 (15/32")	
Min. closing width	mm	0,8 (.03)	0,8 (.03)		0,8 (.03)		0,8 (.03)	
Air consumption/stroke	l	0,39	0,52		0,49		0,97	
Length L (with plier insert)	mm	201 (7.91)	238 (9.37)		218 (8.58)		291 (11.46)	
Body diameter D	mm	47 (1.85)	47 (1.85)		54 (2.13)		54 (2.13)	
Weight (with plier insert)	kg	0,65 (1.4)	0,75 (1.7)		1,0 (2.2)		1,2 (2.6)	
I.D. of air inlet hose	mm	6 (1/4")	6 (1/4")		6 (1/4")		6 (1/4")	
Air connection	G 1/4"i		G 1/4"i		G 1/4"i		G 1/4"i	

Specifications at 90 psi (6,3 bar)

Standard Equipment:

Quick release coupling, Part No. 804250

SPECIFICATIONS - PLIERS FOR CLAMPS-MOUNTING, WITH PLIER INSERTS

Pliers for COBRA-clamps, with safety lever.




Model	P0383X-P00-I90CO	
Part Number	6061212A	
Basic position	open	
Width of clamp	mm	9 (23/64")
Insert opening, adjustable	yes	
Pliers insert, mounted	yes	
Max. opening width	mm	23 (.91)
Min. closing width	mm	6,5 (.26)
Air consumption/stroke	l	0,39
Length L (with plier insert)	mm	209 (8.23)
Body diameter D	mm	47 (1.85)
Weight (with plier insert)	kg	0,6 (1.3)
I.D. of air inlet hose	mm	6 (1/4")
Air connection	G 1/4"i	

Specifications at 90 psi (6,3 bar)

Standard Equipment:

Quick release coupling, Part No. 804250

Pliers for spring-clamps, with safety lever.



Model	P0383X-P00-IFE	P0452X-P00-IFE
Part Number	8247811A	8074741A
For spring clamps	dia. up to mm 50 / in 1-31/32"	dia. mm 50 up to 100 / in 1-31/32" up to 3-15/64"
Basic position	open	open
Width of clamp	mm	-
Insert opening, adjustable	yes	yes
Pliers insert, mounted	yes	yes
Max. opening width	mm	70 (2.76)
Min. closing width	mm	5 (.20)
Air consumption/stroke	l	0,41
Length L (with plier insert)	mm	251 (9.88)
Body diameter D	mm	54 (2.12)
Weight (with plier insert)	kg	1,25 (2.8)
I.D. of air inlet hose	mm	6 (1/4")
Air connection	G 1/4"i	

Specifications at 90 psi (6,3 bar)

Standard Equipment:

Quick release coupling, Part No. 804250

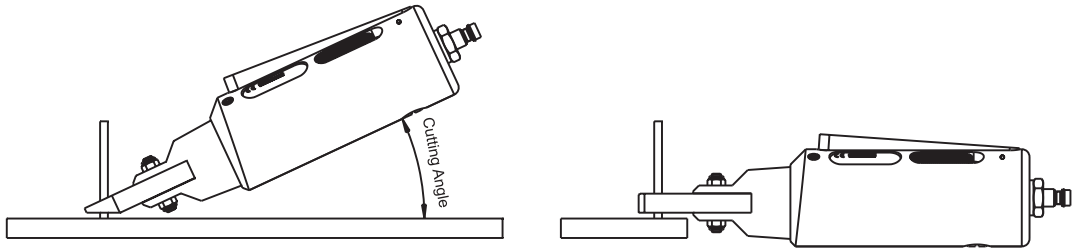
OPTIONAL ACCESSORIES - PLIER INSERTS

Plier Insert - Type	Part Number	Max. Inserts Opening (mm)	Cutting Angle *	Cutting Capacity Ø (mm) *)	Cutting Geometry see page 7
For Type P0181Z-C00					
I18C00	822306	3,2	without angle	3	A
I18C00H2	6950285	3,2	without angle	3	B
I18C00HK2	6950286	3,2	without angle	3	C
I18C25	6950133	3,2	25	2,8	A
I18C25H2	6950287	3,2	25	2,8	B
I18C25HK2	6950271	3,2	25	2,8	C
For Type P0241Z-C00					
I24C00	807679	5	without angle	2 3	A
I24C00H2	6950288	5	without angle	4,5	B
I24C00HK2	826648	5	without angle	4,5	C
I24C21	807678	5	21	3 4,5	A
I24C21H2	6950289	5	21	4,5	B
I24C21HK2	807809	5	21	3 4,5	C
For Type P0282X-C00, P0283X-C00					
I28C00	829827	9,5	without angle	8	A
I28C00H2	6950290	9,5	without angle	8	B
I28C00HK2	6950165	9,5	without angle	8	C
I28C30	826268	9,3	30	8	A
I28C30H2	6950291	9,3	30	8	B
I28C30HK2	829826	9,3	30	8	C
For Type P1361Z-C00, P1362Z-C00					
I36C00	807681	14,5	without angle	12	A
I36C00H2	6950071	14,5	without angle	12	B
I36C00HK2	807389	14,5	without angle	12	C
I36C25	6950073	14,5	25	12	A
I36C25H2	6950072	14,5	25	12	B
I36C25HK2	807528	14,5	25	12	C
For Type P0382X-C00, P0383X-C00					
I38C00	829830	15	without angle	12,5	A
I38C00H2	6950292	15	without angle	12,5	B
I38C00HK2	827204	15	without angle	12,5	C
I38C25	829829	11,5	25	9	A
I38C25H2	832172	11,5	25	9	B
I38C25HK2	827418	11,5	25	9	C
For Type P0452Z-C00, P0452X-C00, P0453X-C00					
I45C00	807692	10,5	without angle	9	A
I45C00H2	6950214	10,5	without angle	9	B
I45C00HK2	6950137	10,5	without angle	9	C
I45C30	6950159	10,5	30	9	A
I45C30H2	6950293	10,5	30	9	B
I45C30HK2	801234	10,5	30	9	C

***) The stated value is just a theoretical figure, describing the max. diameter which can be inserted in the plier inserts. This value is derived from the geometrical dimensions and does not mean that the pliers are able to cut it. The max. cutting diameter depends on the material.

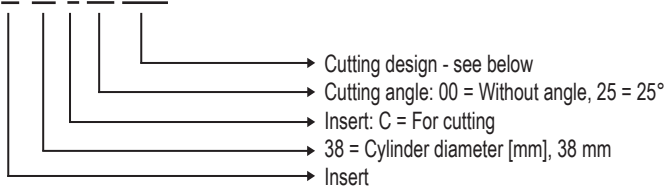
We offer other special custom-made plier inserts to fit your application.

* CUTTING ANGLE



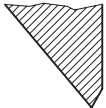
TYPE KEY - CUTTING INSERTS

I 38 C 25 HK2



CUTTING GEOMETRY

A

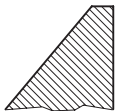


Application:

Plastics, copper, soft aluminium, small crosssections, steel

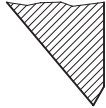
Characteristics:

Both jaw inserts made from hardened material, upper jaw has a sharp edge, lower jaw is flat (no edge)



B

H2

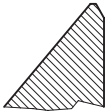


Application:

Hard, reinforced plastics (GFK), steel (limited), reinforced copper, larger cross-sections

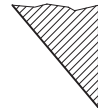
Characteristics:

Both jaw inserts made from hardened material both jaws have an edge in V-form



C

HK2

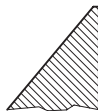


Application:

Hard, reinforced plastics (GFK), steel (limited), reinforced copper, larger cross-sections, for flush cuts

Characteristics:

Both jaw inserts made from hardened material, both jaws have a sharp edge



DEPRAG
machines unlimited



DEPRAG CZ a.s., T. G. Masaryka 113, 507 81 Lázně Bělohrad - Czech Republic
Tel.: +420-493 771 511, Fax: +420-493 771 623, E-mail: sales@deprag.cz, Internet: www.deprag.cz

Specifications subject to change without prior notice